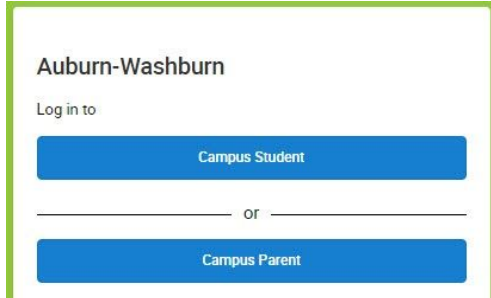


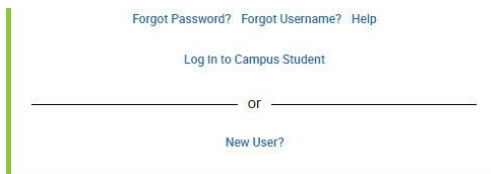
Creating a Campus Parent Portal Account

You will need your 32 digit Campus Portal Activation Key. If you have not received your Activation Key, please contact the school your student attends.

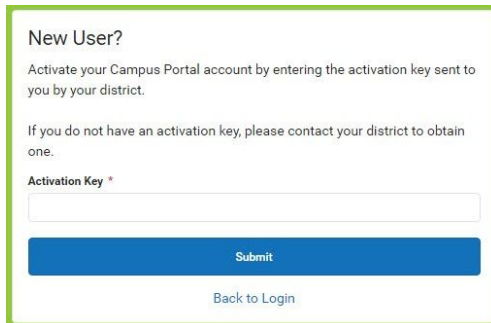
Go to <http://campus.usd437.net/portal>



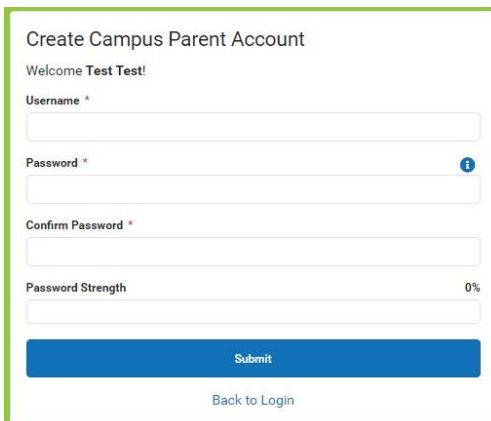
Select the **Campus Parent** button.



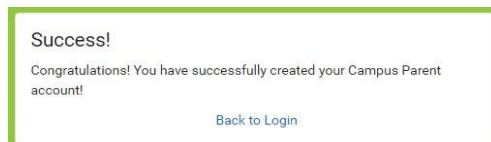
Select the **New User?** Link at the bottom of the screen.



Enter the 32 digit activation key you received and click **Submit**.



Enter your desired username and password. Please note that the **Password Strength** bar must get to 100% and the 2 password fields must match to continue on. Click **Submit**.



You will receive a message congratulating you for creating your account. Click **Back to Login** to sign into your new account.