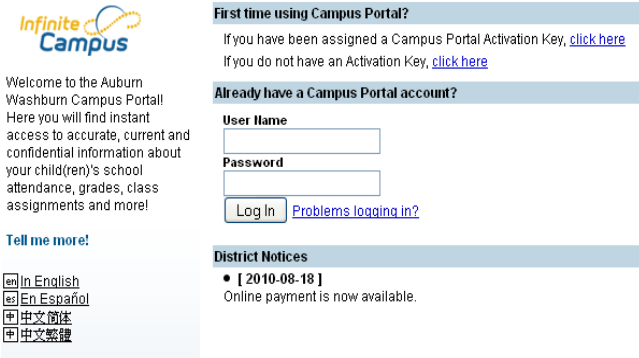


Infinite Campus Parent Portal – First Time Payment

1. Log into Infinite Campus Parent Portal



Infinite Campus

Welcome to the Auburn Washburn Campus Portal! Here you will find instant access to accurate, current and confidential information about your child(ren)'s school attendance, grades, class assignments and more!

Tell me more!

[In English](#)
[En Español](#)
[中文简体](#)
[中文繁體](#)

First time using Campus Portal?
If you have been assigned a Campus Portal Activation Key, [click here](#)
If you do not have an Activation Key, [click here](#)

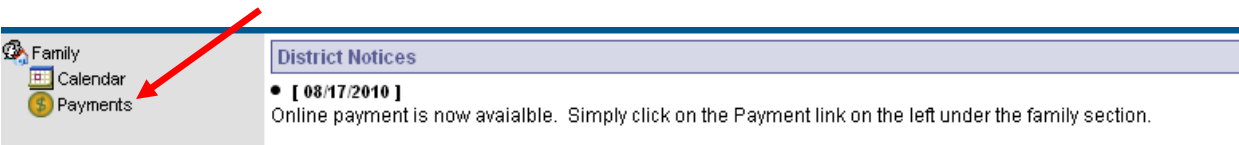
Already have a Campus Portal account?

User Name:
Password:
 [Problems logging in?](#)

District Notices

- [2010-08-18]
Online payment is now available.

2. Click on the **Payments** link in the left-hand pane

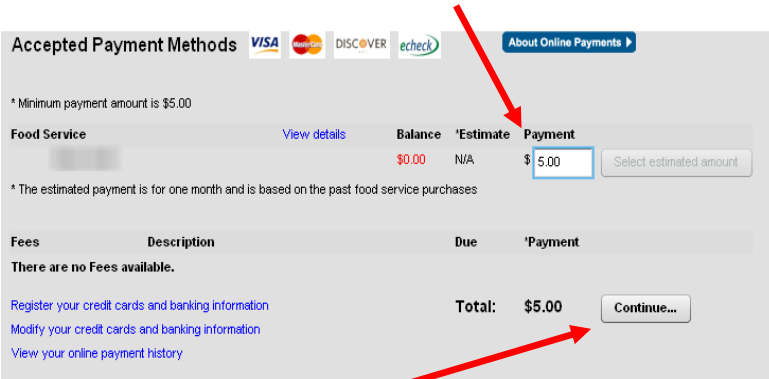


Family
Calendar
Payments

District Notices

- [08/17/2010]
Online payment is now available. Simply click on the Payment link on the left under the family section.

3. Fill in the amounts you would like to pay



Accepted Payment Methods: [About Online Payments](#)

* Minimum payment amount is \$5.00

Food Service	View details	Balance	'Estimate	Payment	
		\$0.00	N/A	\$ 5.00	<input type="button" value="Select estimated amount"/>

* The estimated payment is for one month and is based on the past food service purchases

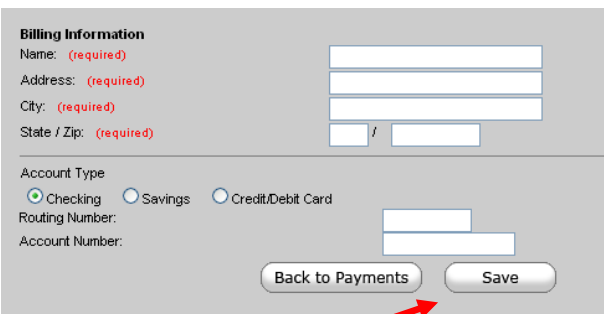
Fees	Description	Due	'Payment
There are no Fees available.			

[Register your credit cards and banking information](#)
[Modify your credit cards and banking information](#)
[View your online payment history](#)

Total: \$5.00

4. Click on the **Continue** button

5. Fill in your payment information



Billing Information

Name: (required)
Address: (required)
City: (required)
State / Zip: (required) /

Account Type
 Checking Savings Credit/Debit Card

Routing Number:
Account Number:

6. Click on the **Save** button

7. Click on the **Save** button

Please Confirm the Following Information





Name:
Address:
City:
State / Zip:

Account Type:
Card Number:
Expiration Date: (mm yy)
Name Of Cardholder:

8. Click on the **Back to Payments** button

Payment Method Added Successfully.
Your Payment Method has been Successfully Set Up!

9. Click on the **Continue** button

Accepted Payment Methods     [About Online Payments](#)

* Minimum payment amount is \$5.00





Food Service	View details	Balance	Estimate	Payment
		\$0.00	N/A	\$ 5.00 <input type="button" value="Select estimated amount"/>

* The estimated payment is for one month and is based on the past food service purchases

Fees	Description	Due	Payment
There are no Fees available.			
		Total:	\$5.00 <input type="button" value="Continue..."/>

[Register your credit cards and banking information](#)
[Modify your credit cards and banking information](#)
[View your online payment history](#)

10. Your payment method should now be listed on the screen





Accepted Payment Methods     [About Online Payments](#)

Total: \$5.00

Select the payment method

11. Click on the **Continue** button

12. Click on the **Make Payment** button

Accepted Payment Methods     [About Online Payments](#)

Confirmation

Please confirm your payment choices and payment type.

Food Service	Account	Payment
		\$5.00
		Total: \$5.00

Payment method

[Enter or change the email address for the receipt](#)